



# GUJCOT TRADE ASSOCIATION

WEEKLY REPORT 22-Oct-2022

## Market Movement from 17th Oct 2022 to 22nd Oct 2022.

- ICE December continued its down fall during this week. On Friday It recovered by 173 points before touching intraday low of 75.80 cents/lb. Worried about demand destruction buyers stayed away from the market. Technically breaching triple time bottom of 82.54 cents it opened the door for of 77 cents. On Friday market was able to close above 77 cents after losing 402 points during this week.
- US weekly net export sales was 84,600 bales and weekly shipment was 1,66,100 bales. Cumulative sales reached near 8.5 million bales. Out of that nearly 2.4 million baled shipped.
- In India, physical market remained under pressure. Slow running of mills did not support much buying. Despite lower rate yarn buying is very slow. Ginners are reluctant to start ginning in falling market and slow buying.
- Following selling pressure, Shankar-6 price lost ground and touched new season low of 66,500 a candy on Saturday.
- Still Maharashtra, and Madhya Pradesh arrival is limited. After Diwali festival all India arrivals looks to cross one lakh bales a day.
- Indian rupee is all time low near 83 rupee a dollar.
- Despite weaker Indian rupee Indian physical basis are much higher.
- Higher price of raw material makes Indian mills uncompetitive in export market.
- Wishing all cotton friend happy Diwali and prosperous new year.



# GUJCOT TRADE ASSOCIATION

WEEKLY REPORT 22-Oct-2022

## Gujarat District wise Cotton Sowing

Gujarat Districtwise Cotton Sowing Till 03-October-2022			
<b>Kutch</b>	<b>675</b>	<b>Saurashtra</b>	<b>18,254</b>
Kutch	675	Surendranagar	4,056
		Rajkot	2,334
<b>North Gujarat</b>	<b>2,172</b>	Jamnagar	1,592
Banarsakantha	344	Porbandar	98
Patan	469	Junagadh	508
Mehsana	381	Amreli	3,518
Sabarkantha	489	Bhavnagar	2,389
Gandhinagar	206	Morbi	1,962
Aravali	283	Botad	1,505
		Gir Somnath	189
<b>Middle Gujarat</b>	<b>2,788</b>	Devbhumi Dwarka	102
Ahmedabad	540		
Anand	11	<b>South Gujarat</b>	<b>1,601</b>
Kheda	156	Surat	43
Panchmahal	122	Narmada	525
Dahod	4	Bharuch	918
Vadodara	816	Dang	0
Mahisagar	101	Navsari	0
Chota Udaipur	1,038	Valsad	0
		Tapi	115
<b>TOTAL</b>			<b>25,490</b>
<b>TOTAL (Last Year)</b>			<b>22,539</b>
<b>All Figures in '00 Hectares</b>			
Source :- Agriculture, Farmers Welfare and Co-operation Department Government of Gujarat			



# GUJCOT TRADE ASSOCIATION

## WEEKLY REPORT 22-Oct-2022

### Global

#### US Weekly Export Sales

- Net UPLAND sales of 84,500 RB for 2022/2023 primarily for Pakistan (27,600 RB), Egypt (22,000 RB), China (10,100 RB), Mexico (6,900 RB), and El Salvador (5,300 RB), were offset by reductions for Indonesia (2,500 RB) and Costa Rica (300 RB).
- Net UPLAND sales of 4,400 RB for 2023/2024 were reported for Portugal (2,200 RB) and Pakistan (2,200 RB).
- UPLAND Exports of 165,700 RB were primarily to China (71,700 RB), Pakistan (24,800 RB), Turkey (19,200 RB), Mexico (14,600 RB), and Vietnam (9,000 RB).
- Net PIMA sales of totalling 100 RB resulted in increases for China (100 RB) and Japan (100 RB), were offset by reductions for the United Kingdom (100 RB).
- PIMA Exports of 400 RB were to Turkey.

US Export Sales	13-Oct-2022
<b>Marketing Year 2022-23</b>	
Upland Gross Sales	87,600
Cancellation	3,100
<b>Net Upland Sales</b>	<b>84,500</b>
PIMA Gross Sales	200
Cancellation	100
<b>Net PIMA Sales</b>	<b>100</b>
Total Gross Sales	87,800
Total Cancellation	3,200
<b>Total Net Sales</b>	<b>84,600</b>
<b>Shipments</b>	
UPLAND	165,700
PIMA	400
<b>Total Shipment</b>	<b>166,100</b>
<b>Marketing Year 2023-24</b>	
Net Upland Sales	4,400
Net PIMA Sales	0
<b>Total Net Sales</b>	<b>4,400</b>
All Figures in US Running Bale	



# GUJCOT TRADE ASSOCIATION

## WEEKLY REPORT 22-Oct-2022

Gujarat Spot Rate Weekly Changes						
Variety	Staple Length	Mic.	15-10-2022	22-10-2022	Change	Change (in Per.)
					W/W	W/W
Shankar 6	29mm	3.8	68,300	66,500	-1,800	-2.71%
V-797	13% Trash		49,400	53,000	3,600	6.79%
MCX Spot Rate			33,280	32,980	-300	-0.91%
USD-INR Exchange			82.35	82.67	0.32	0.39%

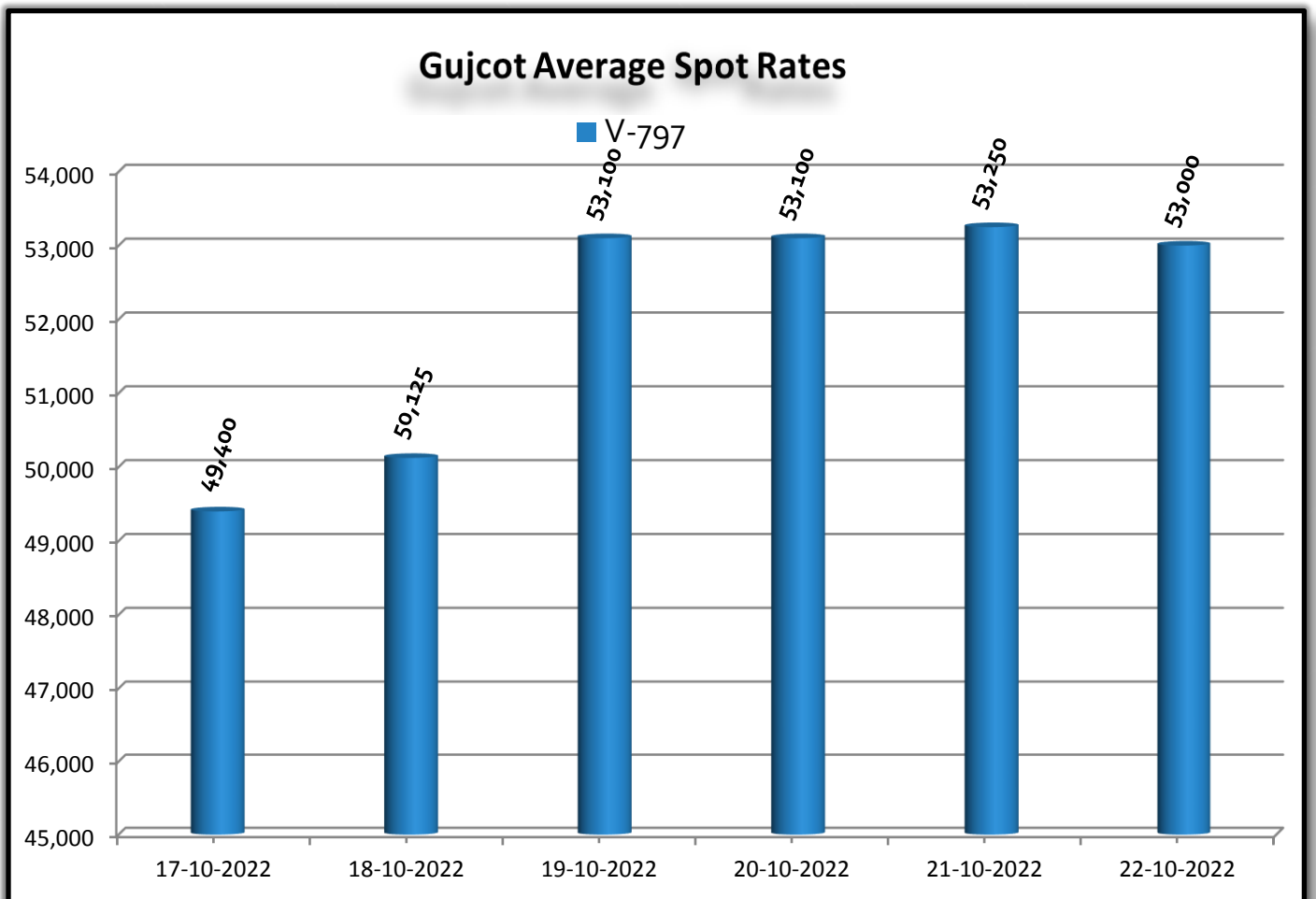
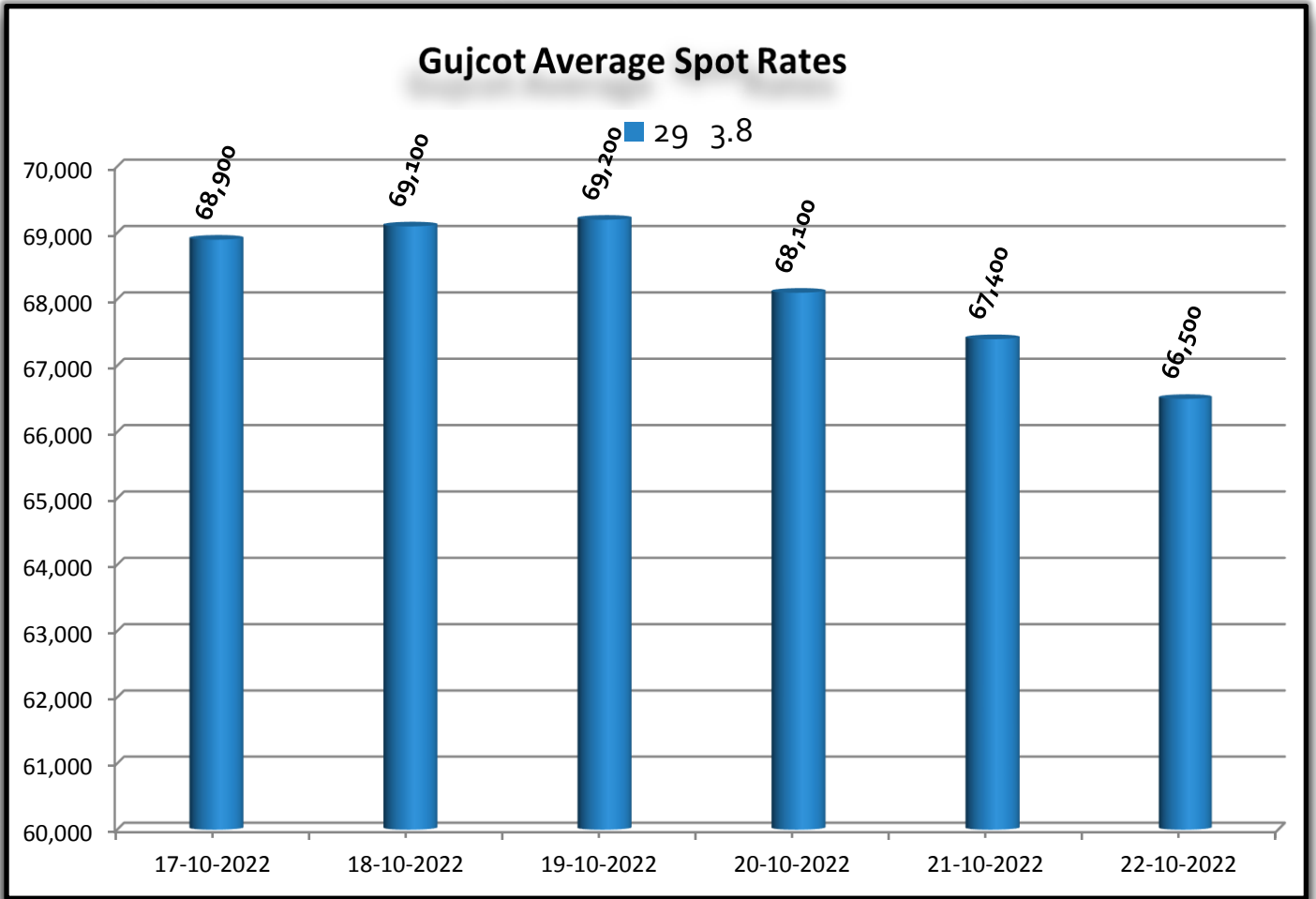
Average Rate of Last week					
Variety	Staple Length	Mic.	Price Range		Average Of 6 Days
			Low	High	
Shankar 6	29	3.8	66,500	69,200	68,200
Shankar 6	28.5	3.7	No Quote	No Quote	No Quote
Shankar 6	28	3.6	No Quote	No Quote	No Quote
Shankar 6	27	3.2	No Quote	No Quote	No Quote
Shankar 6	26	3.0	No Quote	No Quote	No Quote
V-797	13% Trash		49,400	53,250	51,996
MCX Spot Rate			32,980	33,720	33,363
USD Exchange Rate			82.35	83.02	82.64

Rate Of Last Week				
Date	29 3.8	V-797	MCX Spot Rate	USD-INR Exchange
17-10-2022	68,900	49,400	33,610	82.35
18-10-2022	69,100	50,125	33,720	82.36
19-10-2022	69,200	53,100	33,700	83.02
20-10-2022	68,100	53,100	33,190	82.76
21-10-2022	67,400	53,250	32,980	82.67
22-10-2022	66,500	53,000	32,980	82.67



# GUJCOT TRADE ASSOCIATION

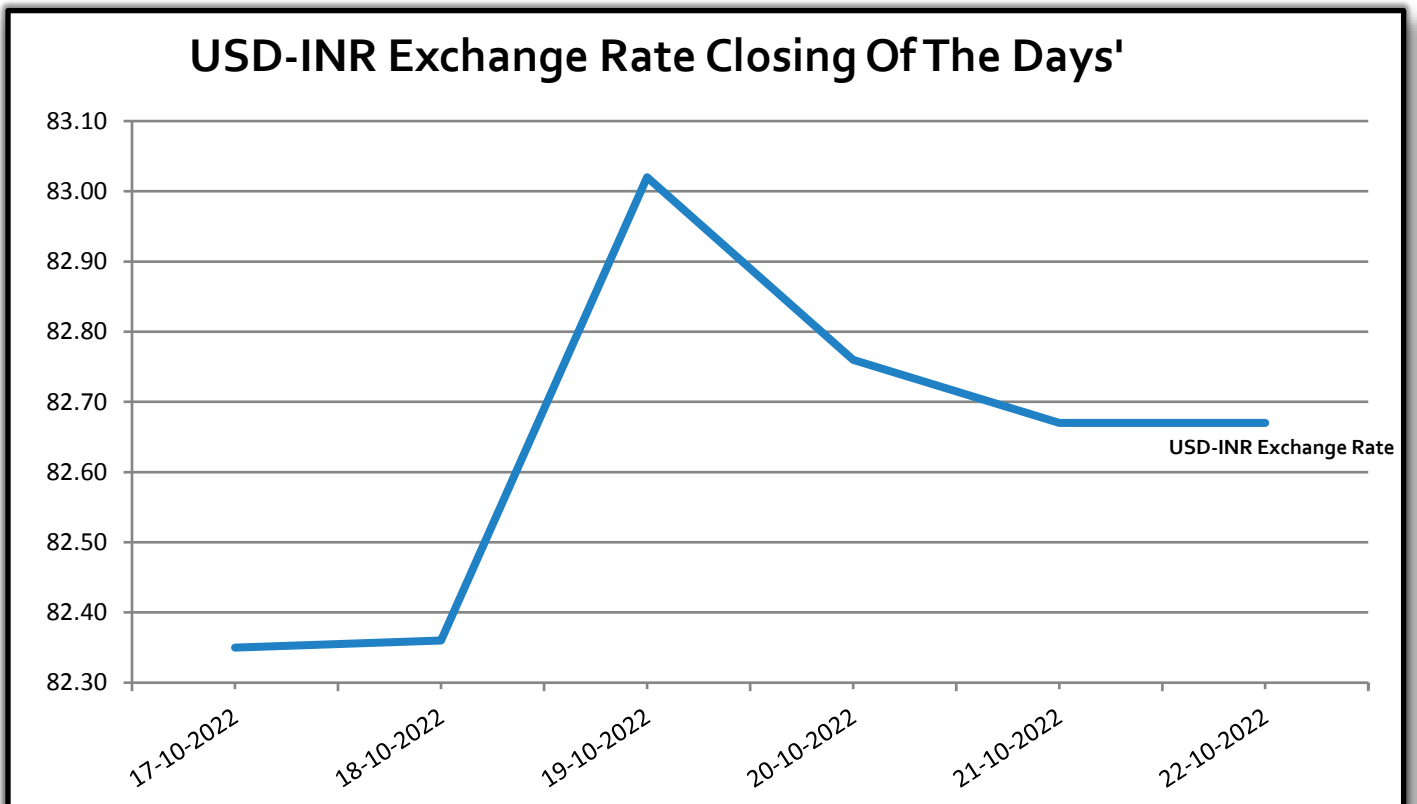
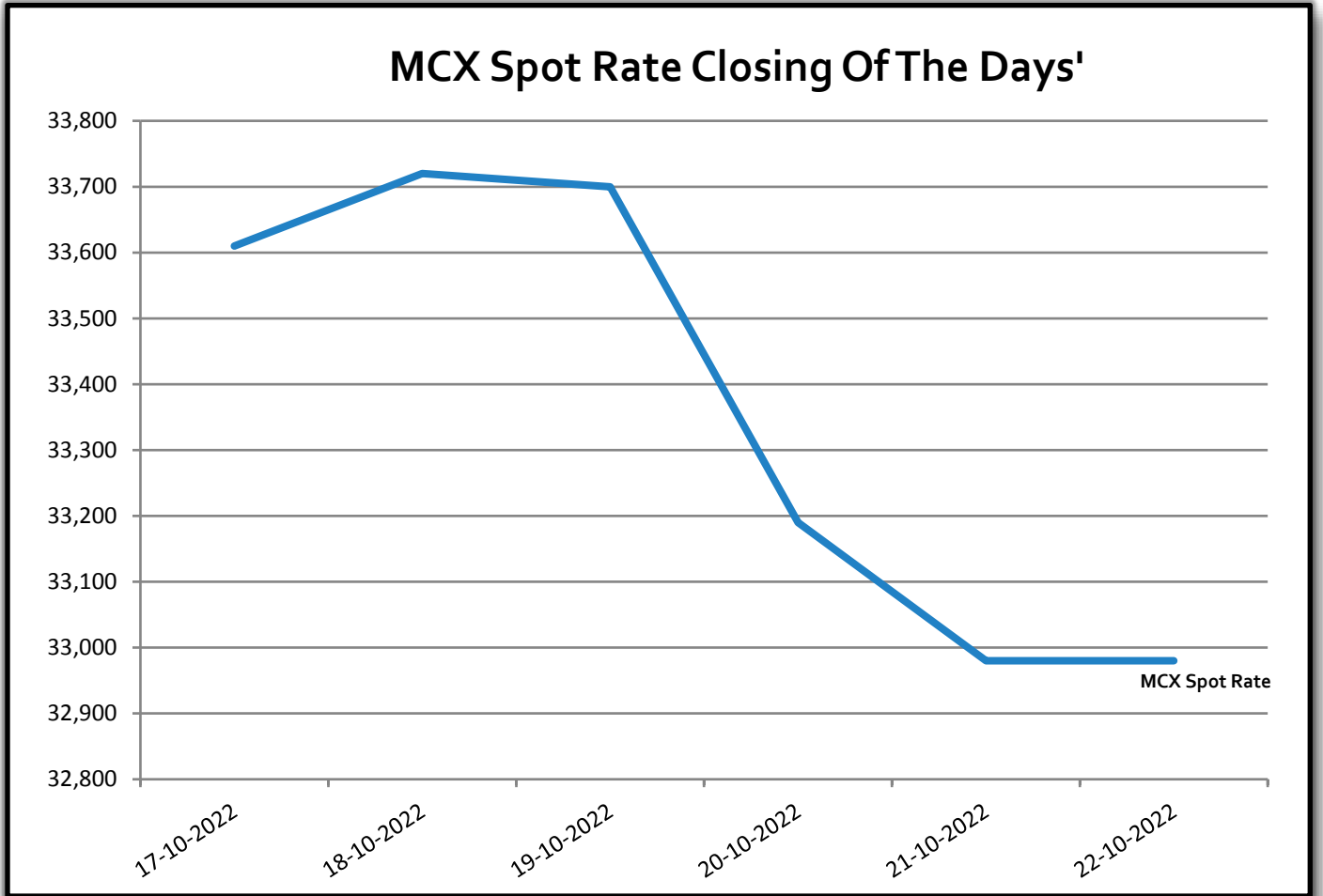
## WEEKLY REPORT 22-Oct-2022





# GUJCOT TRADE ASSOCIATION

## WEEKLY REPORT 22-Oct-2022

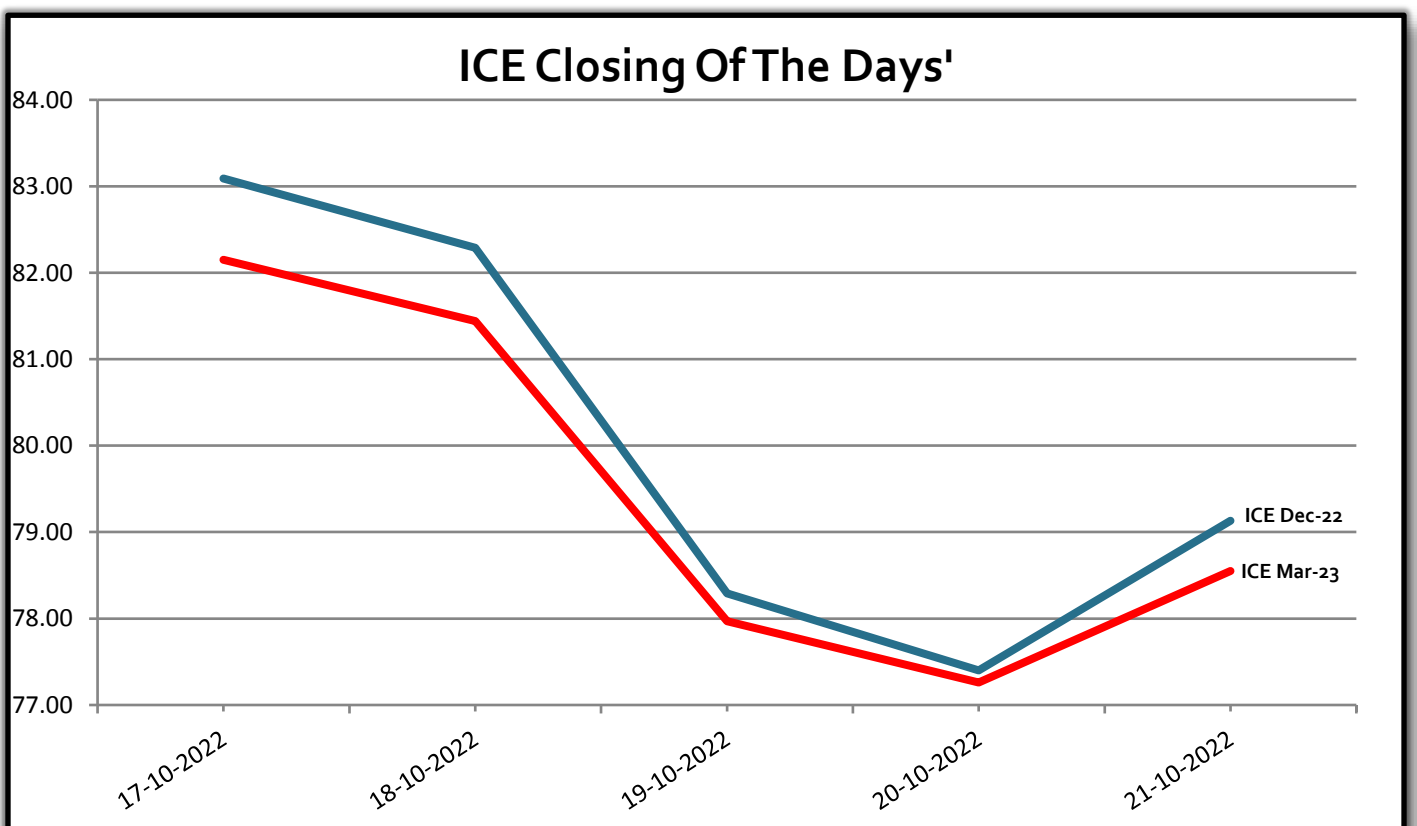
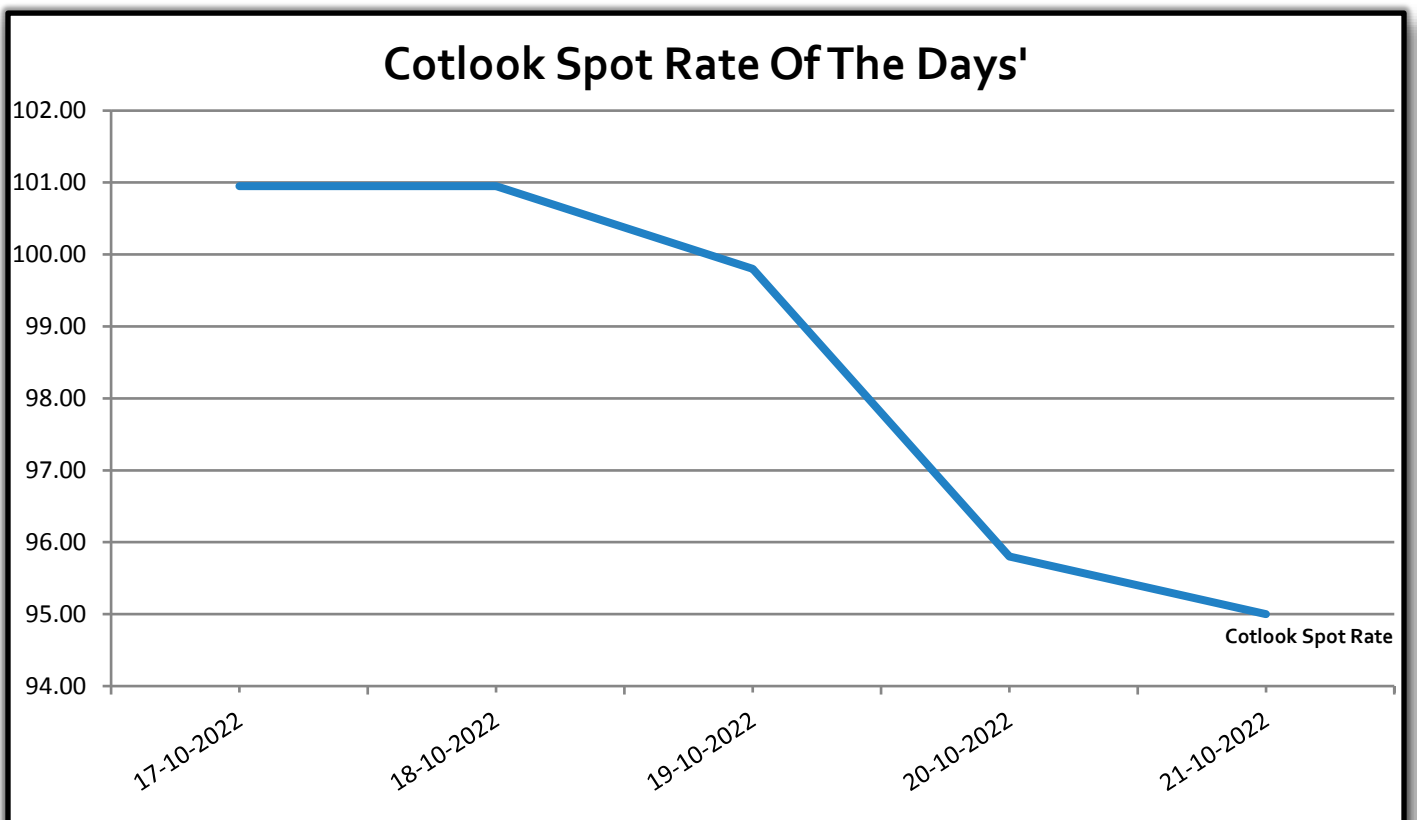




# GUJCOT TRADE ASSOCIATION

WEEKLY REPORT 22-Oct-2022

Foreign Indices			
Date	Cotlook	ICE	
	Spot Rate	Dec-22	Mar-23
17-10-2022	100.95	83.09	82.15
18-10-2022	100.95	82.29	81.44
19-10-2022	99.80	78.29	77.97
20-10-2022	95.80	77.40	77.26
21-10-2022	95.00	79.13	78.55

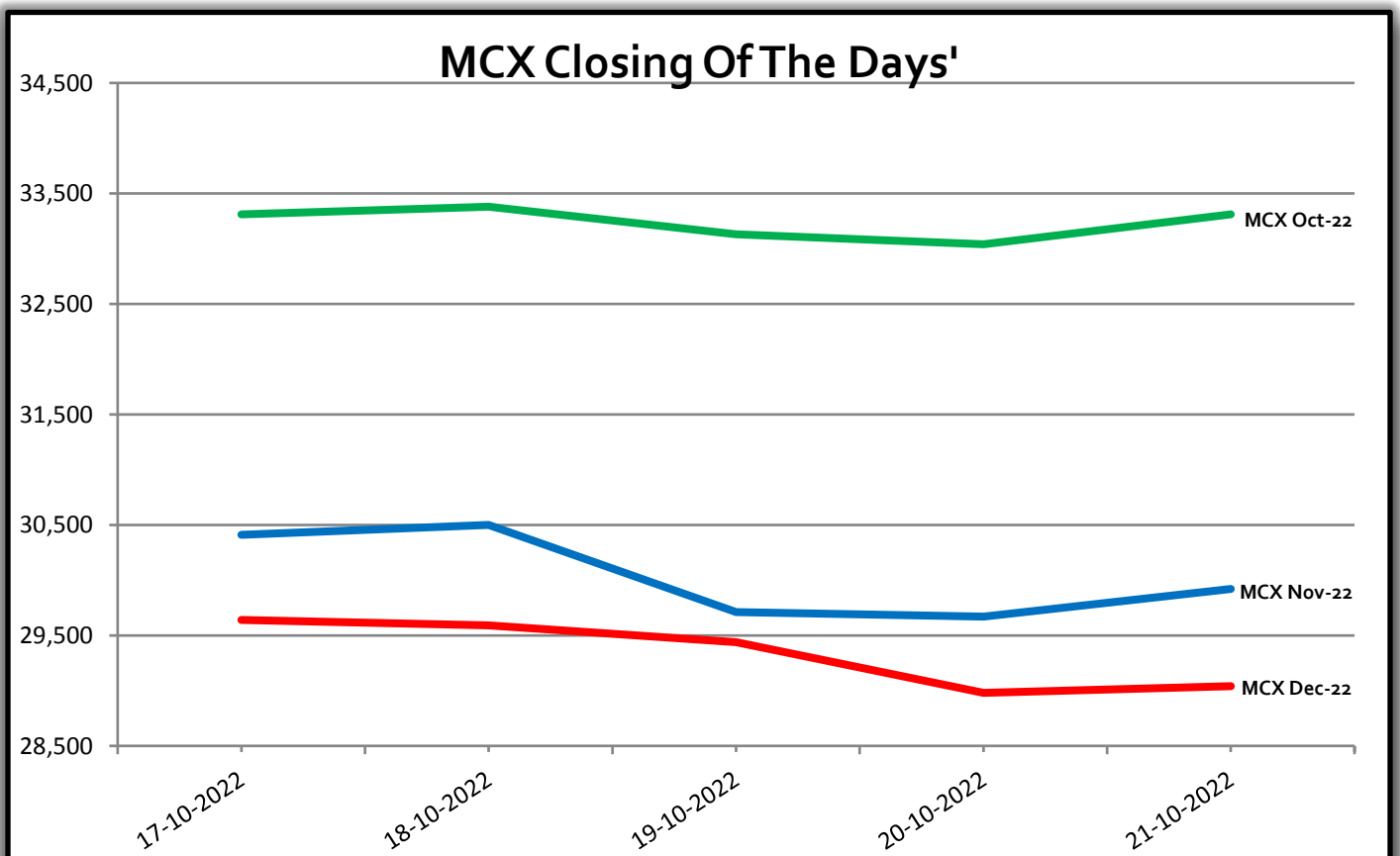
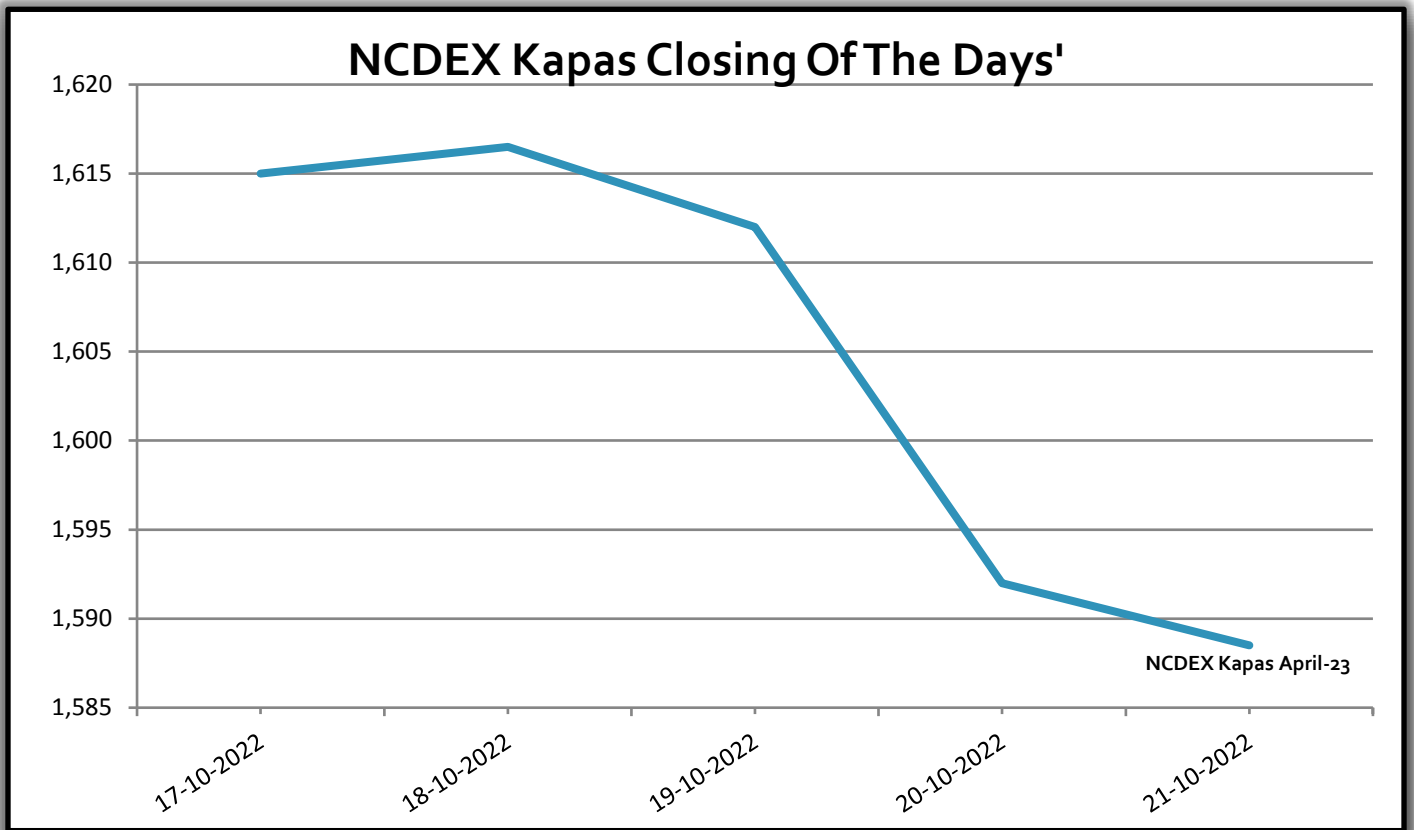




# GUJCOT TRADE ASSOCIATION

WEEKLY REPORT 22-Oct-2022

Indian Indices				
Date	NCDEX Kapas	MCX		
	April	Oct-22	Nov-22	Dec-22
17-10-2022	1,615.00	33,310	30,410	29,640
18-10-2022	1,616.50	33,380	30,500	29,590
19-10-2022	1,612.00	33,130	29,710	29,440
20-10-2022	1,592.00	33,040	29,670	28,980
21-10-2022	1,588.50	33,310	29,920	29,040





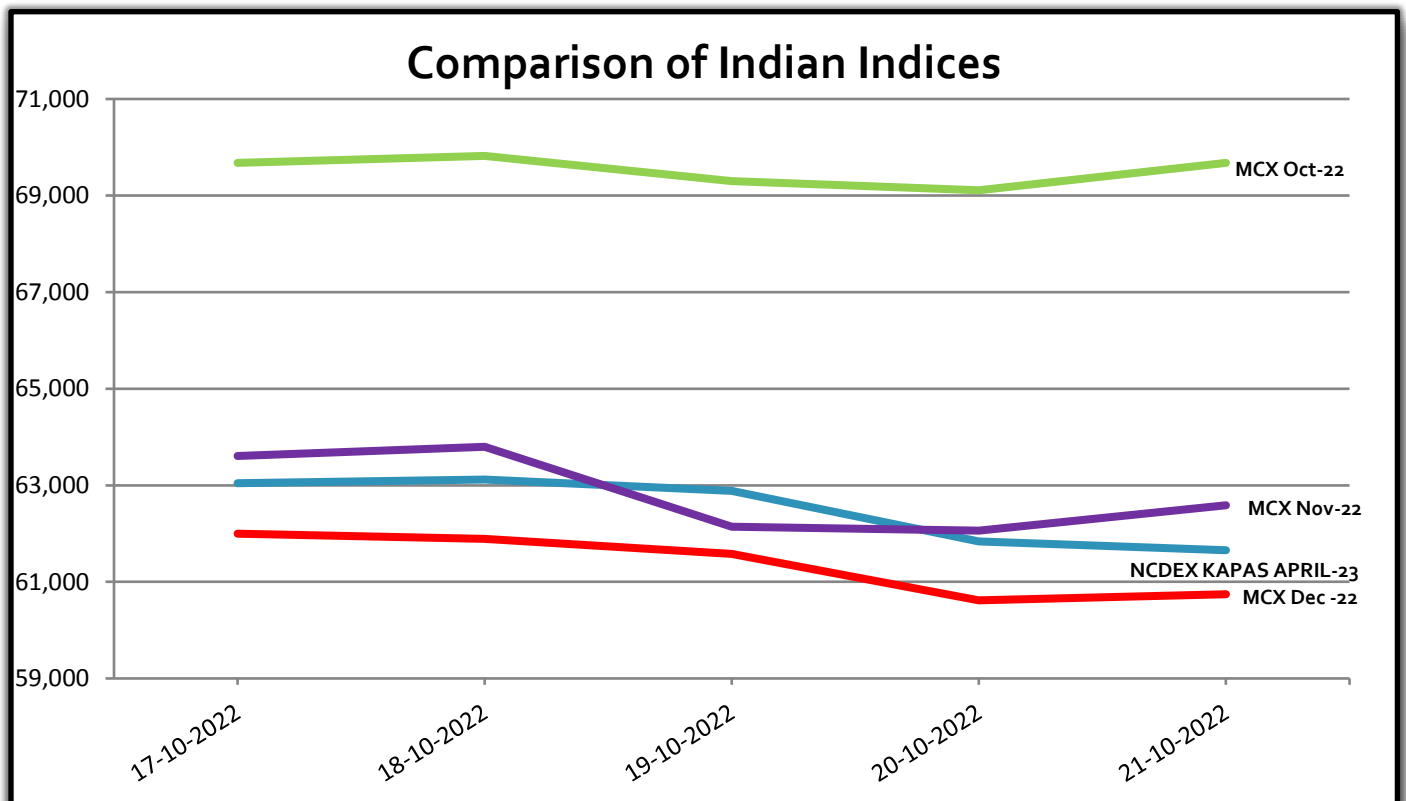


# GUJCOT TRADE ASSOCIATION

## WEEKLY REPORT 22-Oct-2022

Indian Indices in Candy Rate				
Date	NCDEX Kapas	MCX		
	April	Oct-22	Nov-22	Dec-22
17-10-2022	63,041	69,675	63,609	61,998
18-10-2022	63,119	69,821	63,797	61,893
19-10-2022	62,884	69,298	62,144	61,580
20-10-2022	61,838	69,110	62,061	60,617
21-10-2022	61,655	69,675	62,584	60,743

Remark :- For NCDEX Kapas we have taken seed rate 700/20 Kg to convert in Candy.

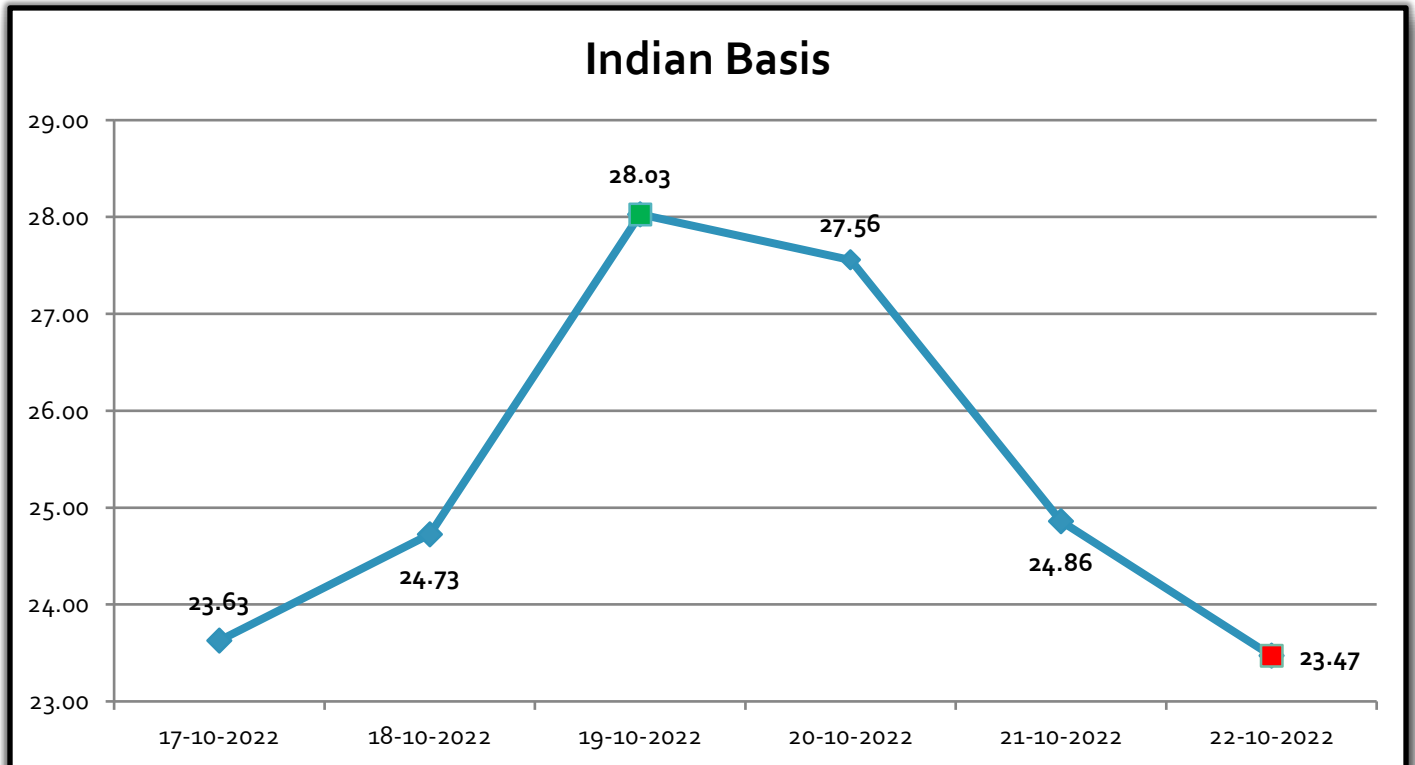




# GUJCOT TRADE ASSOCIATION

## WEEKLY REPORT 22-Oct-2022

Indian Basis					
DATE	29 MM	USD-INR	CENTS/LB	ICE DEC	BASIS
17-10-2022	68,900	82.35	106.72	83.09	23.63
18-10-2022	69,100	82.36	107.02	82.29	24.73
19-10-2022	69,200	83.02	106.32	78.29	28.03
20-10-2022	68,100	82.76	104.96	77.40	27.56
21-10-2022	67,400	82.67	103.99	79.13	24.86
22-10-2022	66,500	82.67	102.60	79.13	23.47





# GUJCOT TRADE ASSOCIATION

WEEKLY REPORT 22-Oct-2022

## IN THE WEEK AHEAD

- Friday at 2:30 p.m. Central – Commitments of Traders
- Monday at 3:00 p.m. Central – Crop Progress and Condition
- Thursday at 7:30 a.m. Central – Export Sales Report
- Thursday at 11:00 a.m. Central – WASDE
- Thursday at 11:00 a.m. Central – Crop Production
- Thursday at 2:30 p.m. Central – Cotton-On-Call

One stop solution for all cotton related reports and information.

Visit <https://www.gujcot.com>. It's updated every day in real time.

You can view

- Gujarat Daily Spot Rate at 5:30 pm and Historical Data
- Gujarat Latest Pressing Report and Historical Data
- Daily Weather Report
- Cotton Advisory Board Balance sheet and Area, Production, Yield reports from cotton season 1991-1992 to 2017-2018 estimate available from Menu->Reports
- All Historical Gujcot Weekly Reports Menu->Reports
- All India Cotton Sowing data
- Gujarat Cotton Sowing District wise Report
- US Export Sales Report
- US Crop Progress Report
- China Cotton Auction Update
- International Cotton Indices and Spot Rates.
- USDA WASDE Report
- ICE Cotton On Call Report
- And All other National & International reports and upcoming events

## Report Sponsors:

Click on Sponsor's Logo to visit Sponsor's Website



**SHYAM GROUP  
OF COMPANIES**



"eCotton - domestic"-Mobile Application

Cotton Bales Trading Platform

For Ginners, Spinners, Traders, Exporters & Brokers



**Axita Cotton Limited**

## Report prepared by

Milan Rajpara

Manager

**Gujcot Trade Association**